

# Honeywell

Honeywell Automation India Limited  
CIN: L29299PN1984PLC017951  
Regd. Office: 56 & 57, Hadapsar Industrial  
Estate, Pune - 411 013, Maharashtra  
Tel: +91 20 7114 8888  
E-mail: India.Communications@Honeywell.com  
Website: <https://www.honeywell.com/in/en/hail>

August 5, 2024

The Manager – Compliance Department National Stock Exchange of India Limited 'Exchange Plaza' Bandra Kurla Complex, Bandra (East) Mumbai 400051 NSE Symbol: HONAUT	The Manager – Compliance Department BSE Limited Floor 25, P.J. Tower, Dalal Street Mumbai 400001 BSE Scrip Code: 517174
--	---

Dear Sir/Madam,

**Sub: Intimation of the presentation made by the Managing Director at the 40<sup>th</sup> Annual General Meeting of Honeywell Automation India Limited (“the Company”) held on Monday, August 5, 2024**

**Ref: Regulations 30 of the Securities and Exchange Board of India (Listing Obligations and Disclosure Requirements) Regulations, 2015 (“SEBI Listing Regulations”)**

Please be informed that the 40<sup>th</sup> AGM of the Company was held on Monday, August 5, 2024 at 4.00 p.m. (IST) through Video Conference (“VC”) to transact the business as stated in the Notice dated May 15, 2024 convening the 40<sup>th</sup> AGM.

Please find attached copy of the presentation made by Mr. Atul Pai, Managing Director of the Company at the 40<sup>th</sup> AGM.

The presentation is also being made available on the website of the Company at <https://www.honeywell.com/in/en/hail>.

The above is for your information and record.

Yours Sincerely,

For **Honeywell Automation India Limited**

---

**Indu Daryani**  
**Company Secretary and Compliance Officer**  
FCS No. 9059  
Address: 56 & 57, Hadapsar Industrial Estate, Pune - 411 013

# **HONEYWELL AUTOMATION INDIA LIMITED**

**40TH ANNUAL GENERAL MEETING  
MANAGING DIRECTOR'S PRESENTATION**

**Honeywell**



# HAIL STRATEGIC PRIORITIES



**Organic Growth  
Focus**



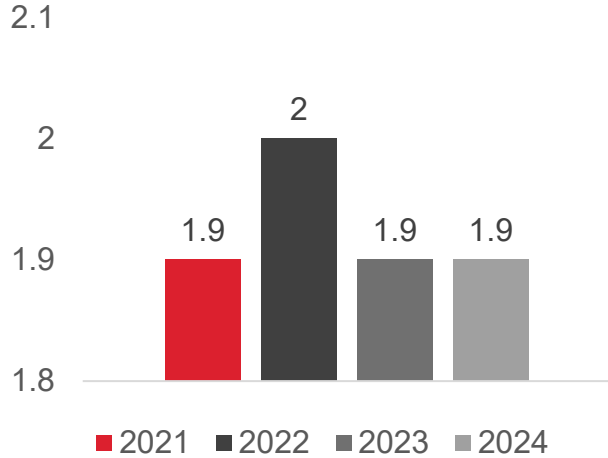
**Automation in  
Asset Efficiency &  
Energy Transition**



**Capitalize on  
Digital Trends**

# HAIL HEALTH, SAFETY AND ENVIRONMENT (HSE)

## PERFORMANCE



## COMMON BALANCE SCORE CARD

- Leading and Lagging indicator for overall HAIL avg target is 1.8. Data appearing for 2024 is Avg score of Q1 FY.

## COMMITMENT

### SAFETY FOR:

- 1 Our Employees
- 2 Our Customers
- 3 Our Contractors
- 4 Our Society

## CUSTOMER RECOGNITIONS



IndianOil

No lost time incidents for the period 2023 to 2024



Achieving 7 Million Safe Man Hours at CtrlS



PMRPL Pune: 5 Lakhs Safe Man Hours



National Safety Week '24



Fire Safety Campaign









World Environment Day



Continue Exceeding Safety Performance Metrics

# HAIL CSR PROGRAM CHARTER FY 23-24

THEMATIC AREA AND SDGS MAPPED	PROGRAM AND IMPACT	
<p><b>Holistic &amp; Sustainable Community Development</b></p> 	<p><b>Holistic Rural Development</b></p> <ul style="list-style-type: none"> <li>Holistic Sustainable Development through Drinking water scheme, Solar Electrification, WASH activities and Livelihood opportunities for over 20,515 villagers in around 80 villages.</li> </ul> <p><b>Strengthening Rural Healthcare Infrastructure</b></p> <ul style="list-style-type: none"> <li>Boosting Rural Healthcare Infrastructure in rural communities by modernizing and refurbishing 29 Primary Health Centers and Community Health Centers, equipped with advanced equipment, in Maharashtra.</li> </ul>	
<p><b>Education, Skill and Research</b></p> 	<p><b>Honeywell Center for Advancing Girls in Science</b></p> <ul style="list-style-type: none"> <li>373 girl children from underserved communities provided high-quality education in residential set up, with special emphasis on STEM education.</li> <li>1,012 public school children impacted through innovative STEM based Avasara Young Scientists' camps.</li> </ul>	
<p><b>Plant The Future Campaign</b></p> 	<p><b>Tree Plantation &amp; Biodiversity Program</b></p> <ul style="list-style-type: none"> <li>In partnership with government agencies, NGOs and civil society.</li> <li>Creating micro forests and green patches in urban areas and promote crop diversification for income augmentation among farmers.</li> <li>Planted around 29,260 saplings.</li> </ul>	

## Creating Sustainable Ecosystems & Empowered Communities

# HAIL REWARDS AND RECOGNITIONS



**Partner Award:  
Industry (MSI) 2023**  
for contributions to  
Bhubaneswar Smart  
City during the India  
Smart Cities Conclave



**Indo-American  
Corporate Excellence  
Awards 2023**  
for Excellence in  
Manufacturing (US  
Company in India)



**Valuable Contributor  
for Safe Execution**  
by Microsoft



**The Economic Times  
Best CFO Award 2024**  
in Finance Leadership  
(Large Enterprise)

# **BUSINESS** UPDATES

An aerial photograph of a large-scale solar farm. The solar panels are arranged in neat, parallel rows across a green, hilly landscape. In the background, there are rolling green hills, a winding river, and a range of mountains under a dramatic, cloudy sky. The overall scene conveys a sense of sustainable energy production in a natural setting.

**2023-24 PERFORMANCE**

# INDIA ECONOMIC INDICATORS

	20-21	21-22	22-23	23-24	24-25	Trend
▪ GDP Growth Rate <sup>1</sup>	-7.3%	8.7%	7.2%	8.2%	6.7%	↓
▪ Fiscal Deficit <sup>2</sup>	9.3%	6.7%	6.4%	5.9%	5.1%	↓
▪ Inflation <sup>3</sup>	6.2%	5.5%	6.7%	5.7%	5.0%	↓
▪ Manufacturing PMI <sup>4</sup>	50.2	54.0	55.6	57.2	56.6	↓
▪ Crude Oil Price (\$/bbl) <sup>5</sup>	44.6	68.8	98.8	82.9	86.05	↑

1. Historic data is taken from MOSPI and based on Financial Year (Apr-mar) cycle. 2024-25 projections are taken as per IHS Markit (Jul'2024 Forecast)

2. Historic data is taken from Economic Survey 2020-21 & CGA - Ministry of Finance. 2021-22 onwards numbers are based on target set in Union Budget for respective years

3. Historic data for Headline CPI is taken from RBI. 2024-25 projection based as per as per IHS Markit (Jul'2024 Forecast)

4. Historic data and 2024-25 projections are taken from S&P Global

5. Historical data is Brent Spot Average rates as per EIA. Forecast of 2024-25 as per IHS Markit (Jul'2024 Forecast)

**Strong GDP expansion will continue to support growth**



# HAIL KEY WINS



**Successful implementation of automation solution for indigenously built Green Hydrogen Plant**



**Deployment of Honeywell's advanced visual docking guidance system (AVGDS) at an airport in India**



**Battery Energy Storage System Project at Lakshadweep**



**Integrated BMS and fire safety, security, and access control systems for a Giga factory**



**Upgradation of Plant Distributed Control Systems (DCS) for a Thermal Power plant**



**Implementation of Building Management And Safety Technology for a Life Sciences company**

# HAIL FY PERFORMANCE 2023-24

## Revenue

**₹40,582**

**+18% YoY**

## PAT

**₹5,014**

**+14% YoY**

## Net worth

**₹36,062**

**+13% YoY**

## Cash flow from Operations

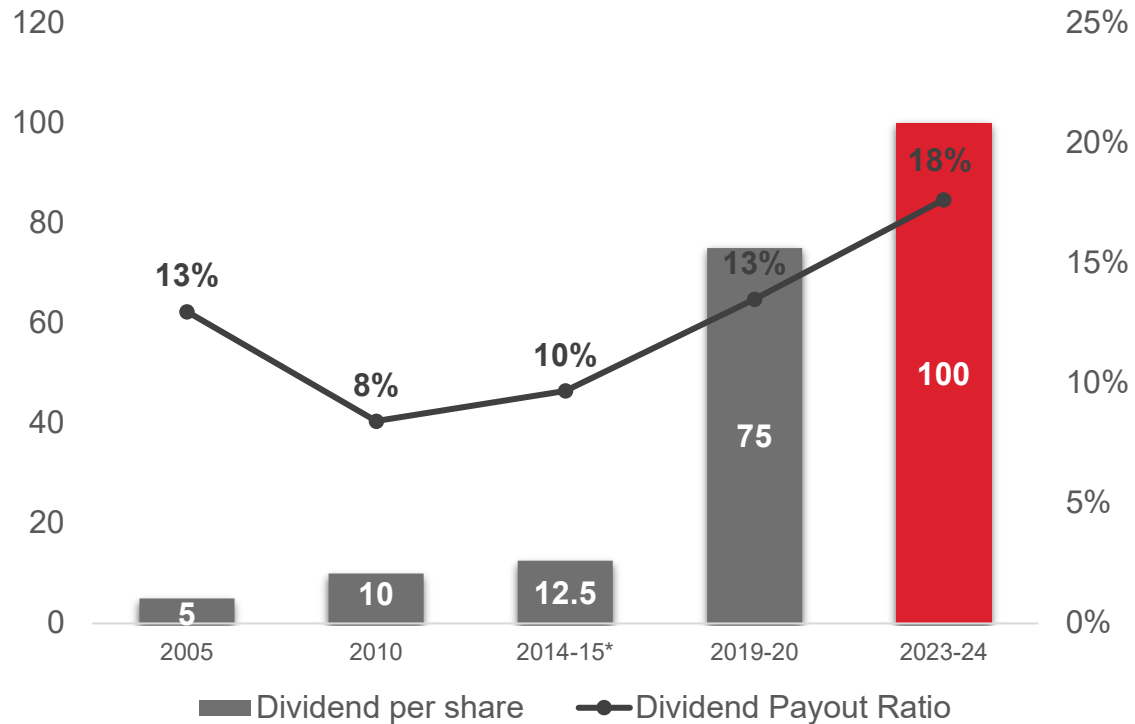
**₹4,072**

**+5% YoY**

**Record revenue (₹4k crores+)**

# HAIL DIVIDEND

Dividend per share (₹) and Dividend Payout Ratio (%)

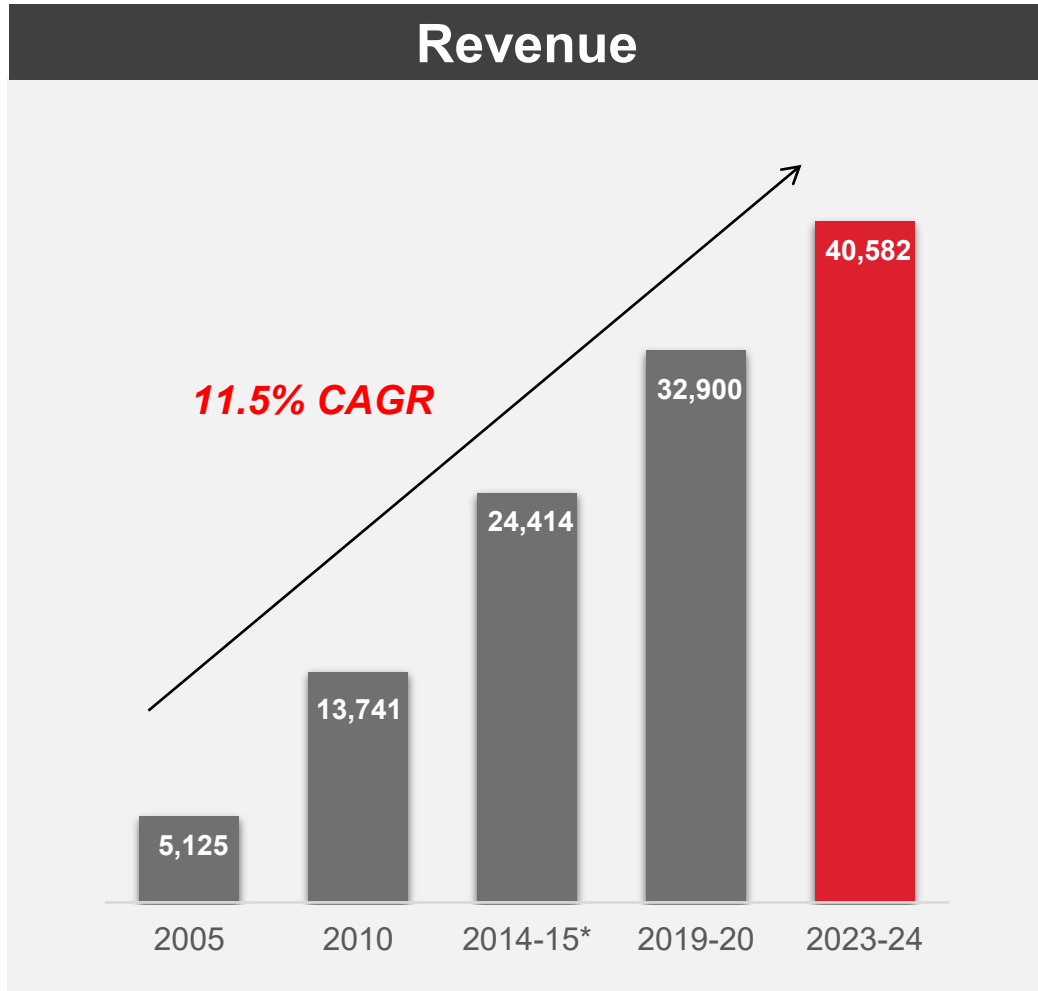


*\*2014-15 numbers are for 15 months (i.e. Jan 14 to Mar 15)  
2005 and 2010 represents calendar year  
Excluding Dividend Distribution tax*

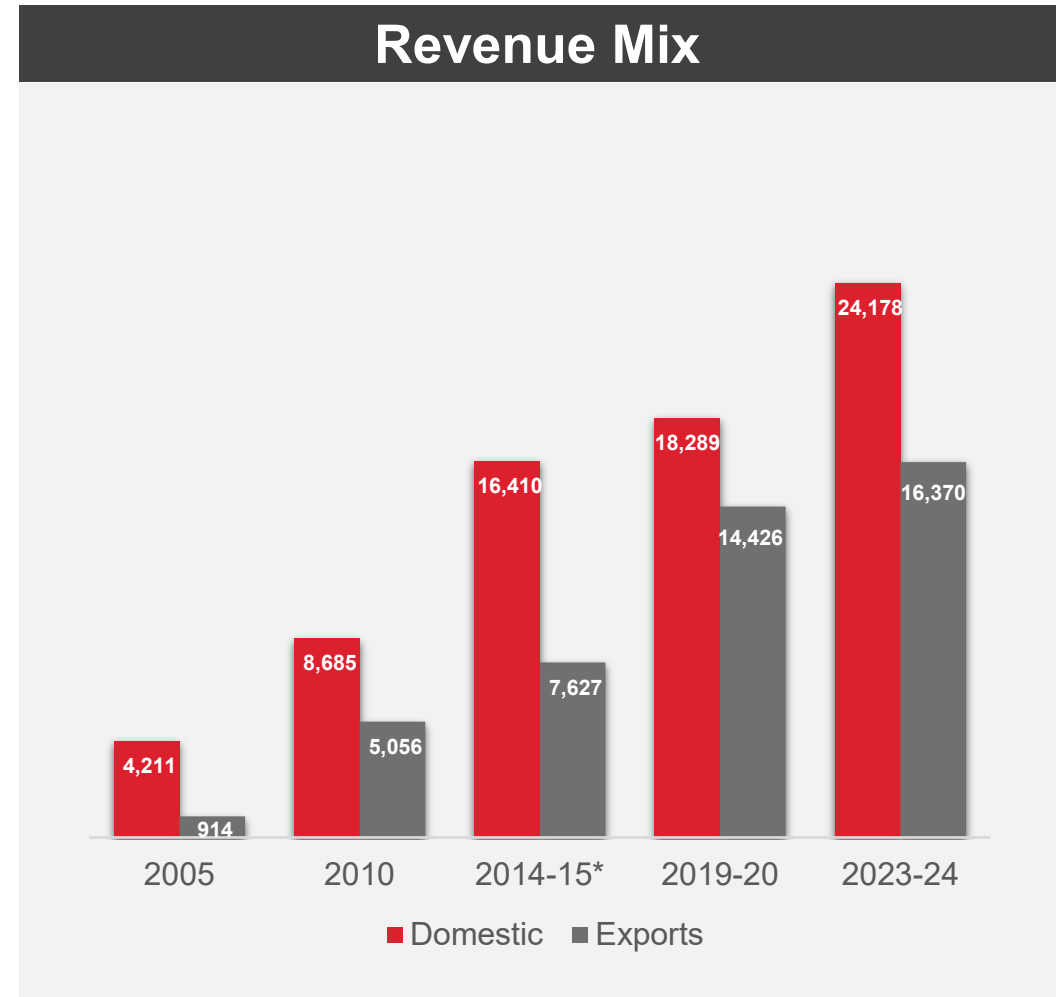
- Dividend growth accelerated since FY 2017-18
- Final Dividend @ ₹100/- per equity share was recommended by the Board of Directors for FY 2023-24 (Previous Year @ ₹95/- per equity share)

**Consistent Improvement in Dividend Payout**

# HAIL PERFORMANCE TRACK RECORD

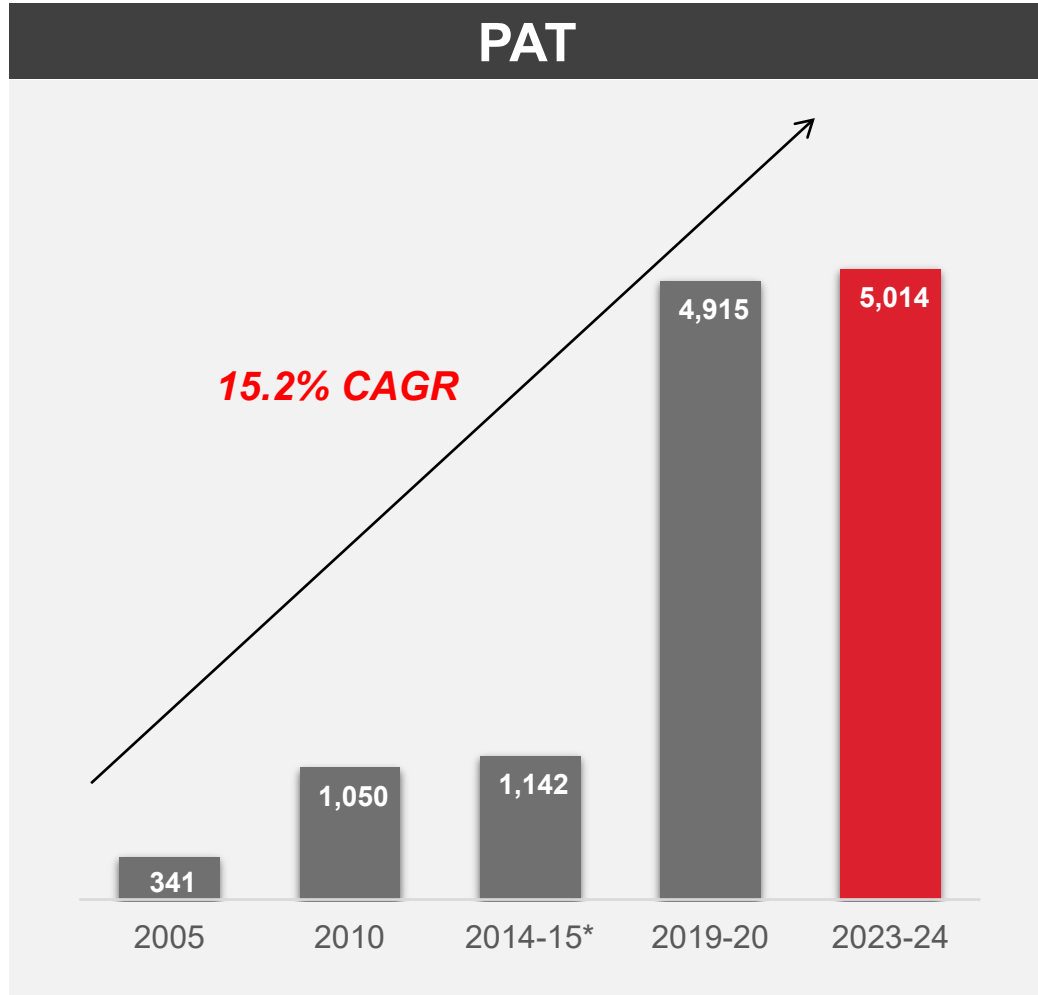


\*2014-15 numbers are for 15 months (i.e. Jan 14 to Mar 15)

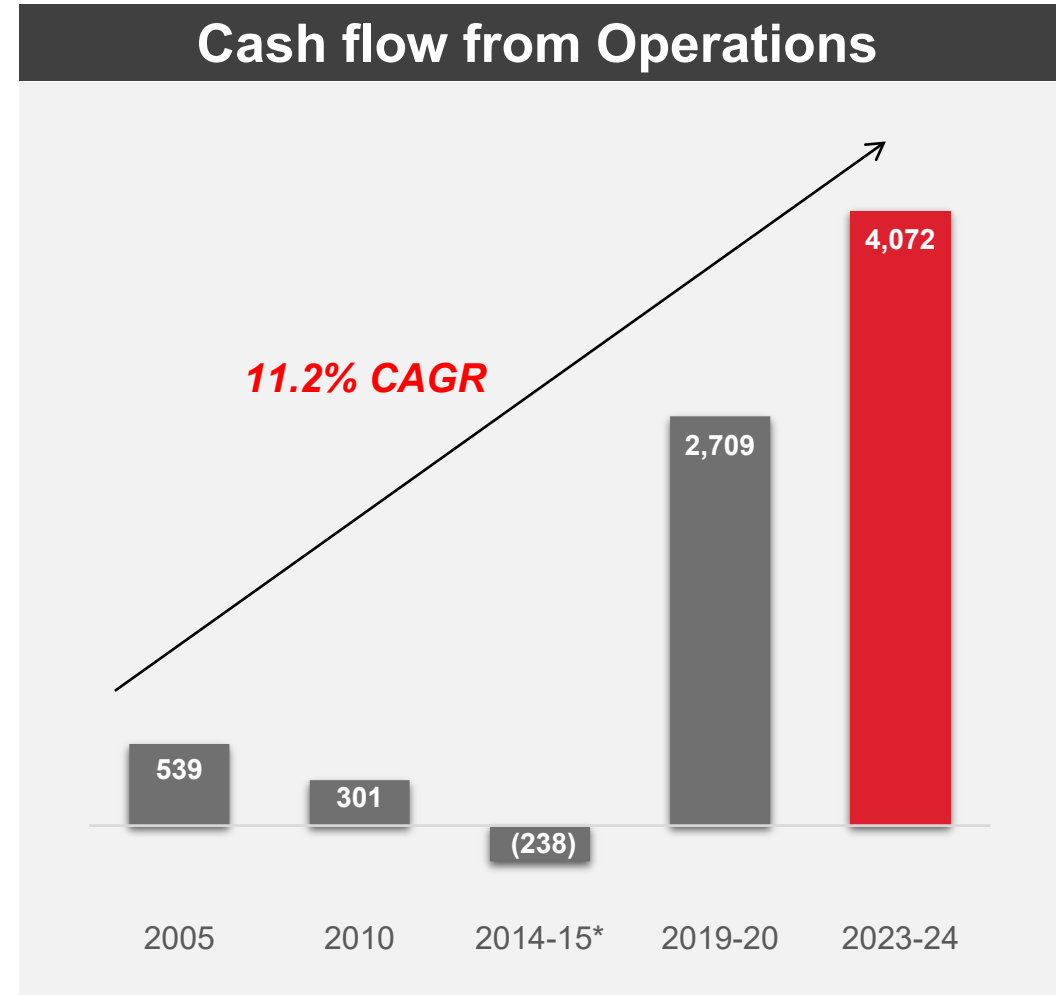


## Change in Revenue mix over 2 decades

# HAIL PERFORMANCE TRACK RECORD



\*2014-15 numbers are for 15 months (i.e. Jan 14 to Mar 15)



**Sustained Growth in Profit and Cash flow from Operations**

# **COMMENTARY TO COMMON QUESTIONS**



# **HAIL ORGANIC GROWTH STRATEGY**

- Portfolio aligned to global Honeywell mega trend of Automation – part of Industrial and Building Automation SBGs
- Portfolio consists of Systems Integration in Process Solutions and Building Solutions, plus distribution of specific Building Management Systems and specific Sensing Solutions
- Geographic Coverage: India and exports to Honeywell subsidiaries worldwide
- Install base across asset class, life cycle value, plus all organic growth initiatives
- Aerospace Technologies, Energy & Sustainability Solutions: Separate portfolios of Honeywell Inc.

**Focused Portfolio Aligned to India Automation Megatrend**

**THANK  
YOU**

**Honeywell**