



# **HONEYWELL AUTOMATION INDIA LIMITED**

**38<sup>TH</sup> ANNUAL GENERAL MEETING**

**MANAGING DIRECTOR'S PRESENTATION**

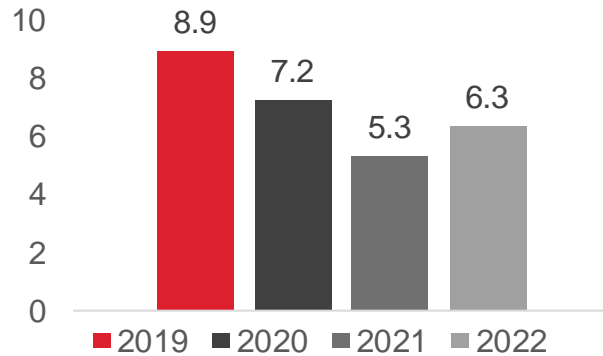
**August 17, 2022**

# **Honeywell**

# HAIL - HEALTH, SAFETY AND ENVIRONMENT (HSE)



## Safety Observations



### SAFETY OBSERVATION/ PERSON

• Safety Observations for 2022 are pro-rated as per the trend of past years to represent full year



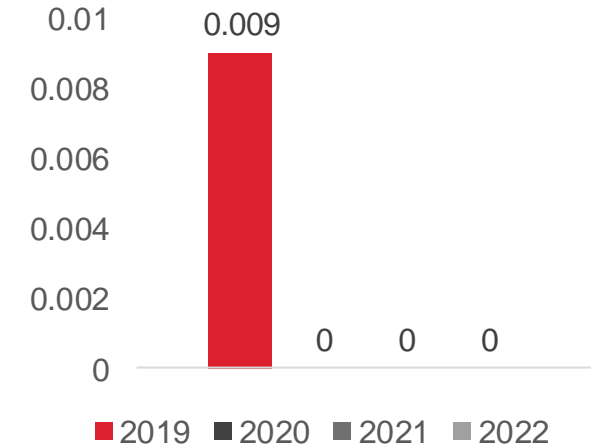
## Commitment

### SAFETY FOR:

- 1 Our employees
- 2 Our customers
- 3 Our contractors
- 4 Our society



## Total Cases Incident Rate



### TOTAL CASES INCIDENT RATE (TCIR) (Accidents per 200,000 man hours)




Safety Week



Road Safety Awareness



Emergency Evacuation Drill



Second Vaccination Drive - Onsite

## Extending Safety Culture Beyond the Organization



# HAIL HSE | RECOGNITION & ACCREDITATION

## CUSTOMER RECOGNITIONS

Reliance Industries Ltd.



HPS India Field Service recognized with **Best Contractor Safety Performance Award** at Jamnagar (C2 Complex).



Pune Metro

HBT India Field Service recognized with **Certificate of Appreciation for achieving and maintaining best HSE Standard across project.**

Golden Peacock Award - HSE



Latest Announcement

**Golden Peacock Awards**  
*A Strategic Tool to Lead the Competition*

## ACCREDITATIONS

ISO 45001:2018  
(Occupational Health & Safety)

- Honeywell Pune Hadapsar Office and HPS & HBT Field Service – Nov 2021
- Honeywell Pune HPS – Fulgaon Factory - May 2022

ISO 14001:2015  
(Environmental Management System)




- Honeywell Pune HPS – Fulgaon Factory – May 2022

Vaccination rate: 94%  
3:2 working model



HSE : Creating a Differentiator | Building Honeywell Brand

# HAIL CSR PROGRAM CHARTER FY 21-22

THEMATIC AREA	PROGRAM DESCRIPTION
<p><b>Holistic community development</b></p> 	<p><b>Project Anand gaon:</b> This project aims to create model villages, that are economically prosperous, environmentally sustainable, healthy, and resilient by implementing need-based interventions in terms of <b>infrastructure, water and hygiene, agriculture, and allied businesses, entrepreneurship, vocational training, etc.</b></p> <p><b>Impact: 5500+ Rural lives</b> being impacted with sustainable and holistic development interventions</p> <hr/> <p><b>Strengthening the Rural Healthcare System:</b> This program aims at strengthening the rural healthcare system through upgradation of 24 primary healthcare centres in <b>Pune, Thane and Ahmednagar districts of Maharashtra.</b></p> <p><b>Impact :</b> Donated <b>3400+ equipment &amp; medical supplies</b> collectively for 24PHCs</p>
<p><b>Disaster management</b></p> 	<p><b>Honeywell's COVID response:</b> HAIL funded the disaster management ( COVID response) which collectively impacted <b>10+ lakh population</b> through multiple interventions:</p> <ul style="list-style-type: none"> <li>• Set up <b>10 oxygen generation plants (600 LPM capacity)</b> which would cater to 1 Mn population</li> <li>• Established <b>5 COVID care centers</b> in 4 states and 2 COVID ICUs across 2 states.</li> <li>• <b>Donated 1,000 oxygen concentrators, 10 ventilators</b> to various government and private hospitals across the country</li> </ul>
<p><b>STEM   Women empowerment</b></p> 	<p><b>Centre for Advancing Girls in Science:</b> Provide deep, transformative residential science education program to <b>girl children</b> from underserved backgrounds , to address the learning gap for children who lack access to quality programs, education, technology, and tools to learn</p> <p><b>Impact:</b> residential training in science and maths provided to <b>368 girl students in Maharashtra</b></p>



**Sustainability & Environment | STEM Education | Community Development | Women Power**

# HAIL RECOGNISED WITH CSR AWARDS

## HEALTH IMPACT AWARD – JUNE 2021

- CSR Health Impact Awards, Bronze award
- Recognizes Honeywell's CSR efforts in response to the pandemic:
  - Established 5 COVID care centers in 4 states
  - Set up 2 COVID ICUs across 2 states
  - Donated 1,000 oxygen concentrators, 10 ventilators, 10,000 N95 respirators, and 2,500 personal protective equipment (PPE) to various government and private hospitals across the country



## MAHATMA AWARDS – OCTOBER 2021

- Mahatma awards 2021 from chief guest of honour Dr. Kiran Bedi for COVID response project, Honeywell
- Recognizes HAIL's CSR work in
  - Setting up oxygen generation plants(600 LPM capacity) across Maharashtra, Karnataka, Uttarakhand and Haryana which would cater to 10 Mn population
  - setting up COVID care centers, critical care centers which included ventilators, fowler beds and other critical ICU equipment



**Recognition of Company's contribution to fight Covid-19**



# HAIL PERFORMANCE - RECOGNIZED



Celebrating enduring success

**2019** : Best MNC



INSTITUTE OF DIRECTORS (IOD)  
**15<sup>th</sup> ICCSR Corporate Social Responsibility - 2021 (Virtual)**  
 &  
**Golden Peacock Awards Ceremony (Virtual)**  
 THURSDAY, June 10, 2021 | 1200 - 1815 hrs (IST)

Felicitation of Winners of **Golden Peacock Awards** for CSR (both Global and National) & HR Excellence – 2020

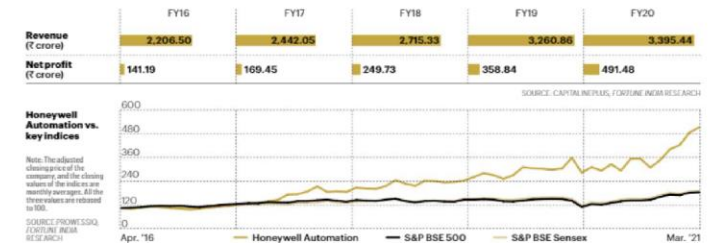


**2020** : Golden Peacock for CSR

RANK	COMPANY NAME	MARKET CAP*	REVENUE	PROFIT
NEW 26	Honeywell Automation India	₹29,550.32 (CRORE, \$88.88B)	₹3,395.44 (CRORE, \$9.4B)	₹491.45 (CRORE, \$8.33B)

## Staying Ahead of the Curve

HONEYWELL'S REVENUE AND NET PROFIT HAVE GROWN OVER THE PAST FEW YEARS, AS HAS ITS SHARE PRICE.



**2021** : Top 100 - Value Creator

**Technology | CSR | Wealth Creation**

# HAIL CAMPUS DEVELOPMENT

## HADAPSAR FACILITY UPGRADE



## KOLKATA NEW OFFICE



## MIGRATION CONTROL CENTER



## NEW SPORTS FACILITY



**Best in Class Infrastructure and Continuous Office Upgradation Programs**





# BUSINESS UPDATES

2021-22 and Q1 2022-23 PERFORMANCE



# ECONOMIC INDICATORS | INDIA

	19-20	20-21	21-22	22-23	Trend
■ GDP Growth Rate <sup>1</sup>	4.2%	-7.3%	8.7%	7.2%	↔
■ Fiscal Deficit <sup>2</sup>	4.6%	9.3%	6.7%	6.4%	↓
■ Inflation <sup>3</sup>	4.8%	6.2%	5.5%	6.7%	↑
■ Interest Rate <sup>4</sup>	4.4%	4.0%	4.0%	4.9%	↑
■ Crude Oil Price (\$/bbl) <sup>5</sup>	61.1	44.6	68.8	98.8	↑

1. Historic data is taken from MOSPI and based on Financial Year (Apr-mar) cycle. FY22 projections are taken as per IHS Markit (Jul'21 Forecast)

2. Historic data is taken from Economic Survey 2020-21 & CGA - Ministry of Finance. Lower & upper limits of FY22 projections are taken from target set in the Union budget 2021-22

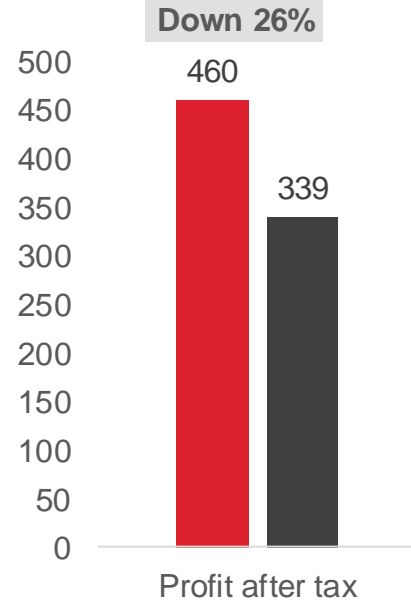
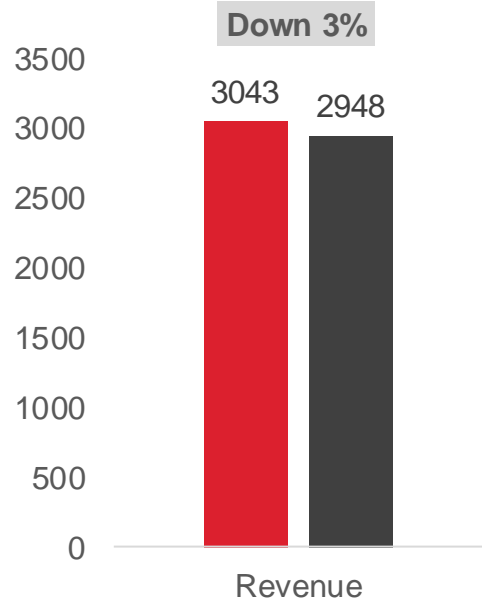
3. Historic data for Headline CPI is taken from RBI. Lower & upper limits of FY22 projections are taken from latest forecasts by RBI

4. Historic data is the repo rate on the last working day of the year. FY22 projections are taken from latest forecasts by RBI

5. Historical data is Brent Spot Average rates as per EIA. Forecast of FY22 from EIA

## Improving Trends; Challenging Business Environment

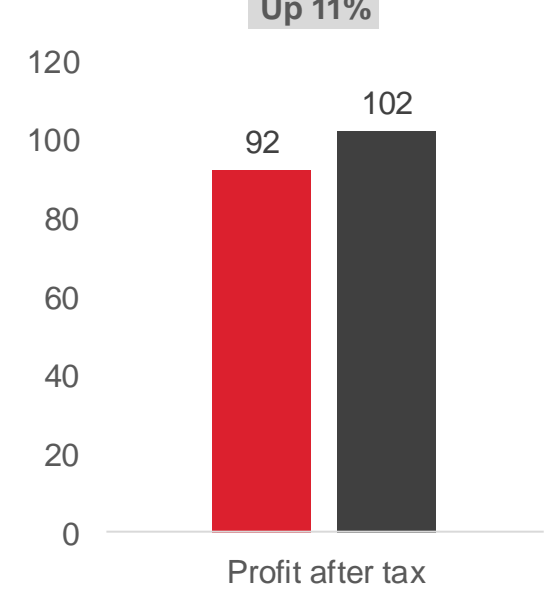
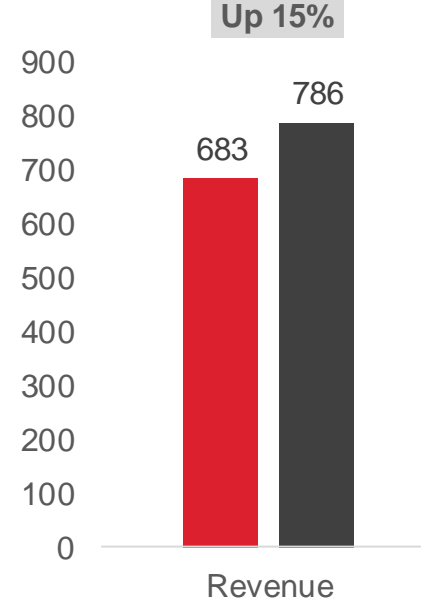
## HAIL - FY PERFORMANCE 2021-22



- Revenue mainly impacted due to COVID 19 and Supply Chain Disruption

- Decrease driven by volume dip
- Unfavorable business mix, inflation and supply chain disruption

## HAIL - Q1 PERFORMANCE 2022-23



- Conversion of strong order backlog
- Some ease in supply chain

- Increase in volume.
- Continued impact of Inflation and supply chain disruption.

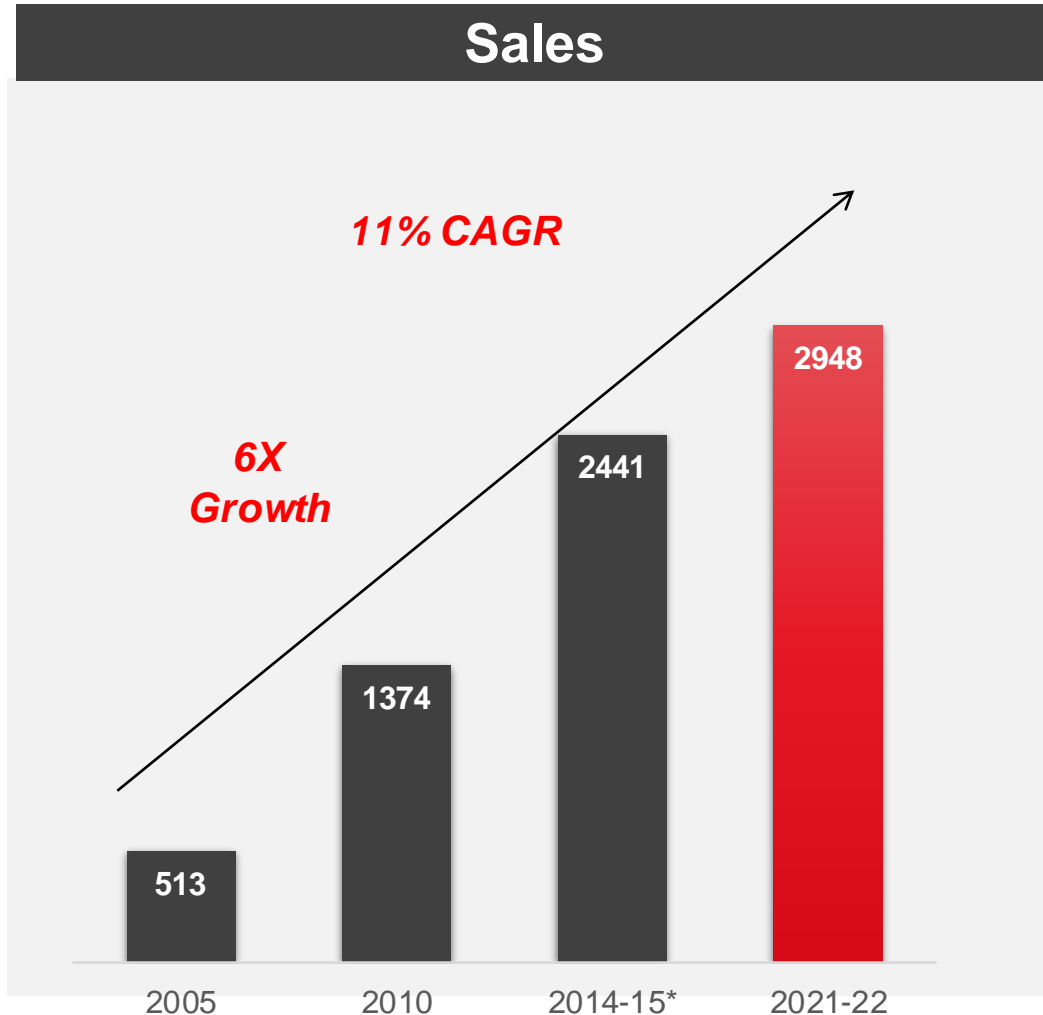
Final Dividend @ Rs. 90/- per equity share was recommended by Board of Directors (Previous Year: Rs. 85/- per equity share)

**Conversion of strong order Backlog | Steady Recovery in Revenue**

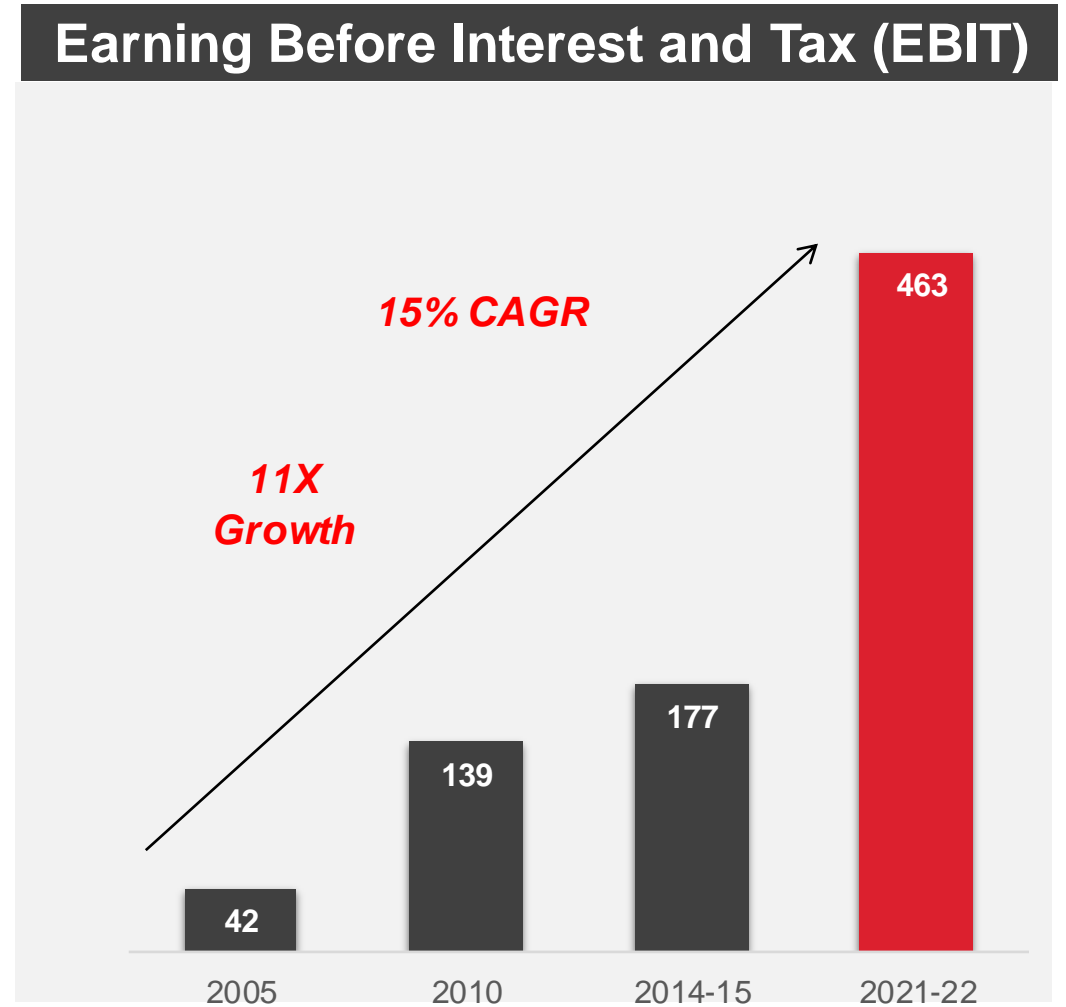


# PERFORMANCE TRACK RECORD | HAIL

(INR Crores)



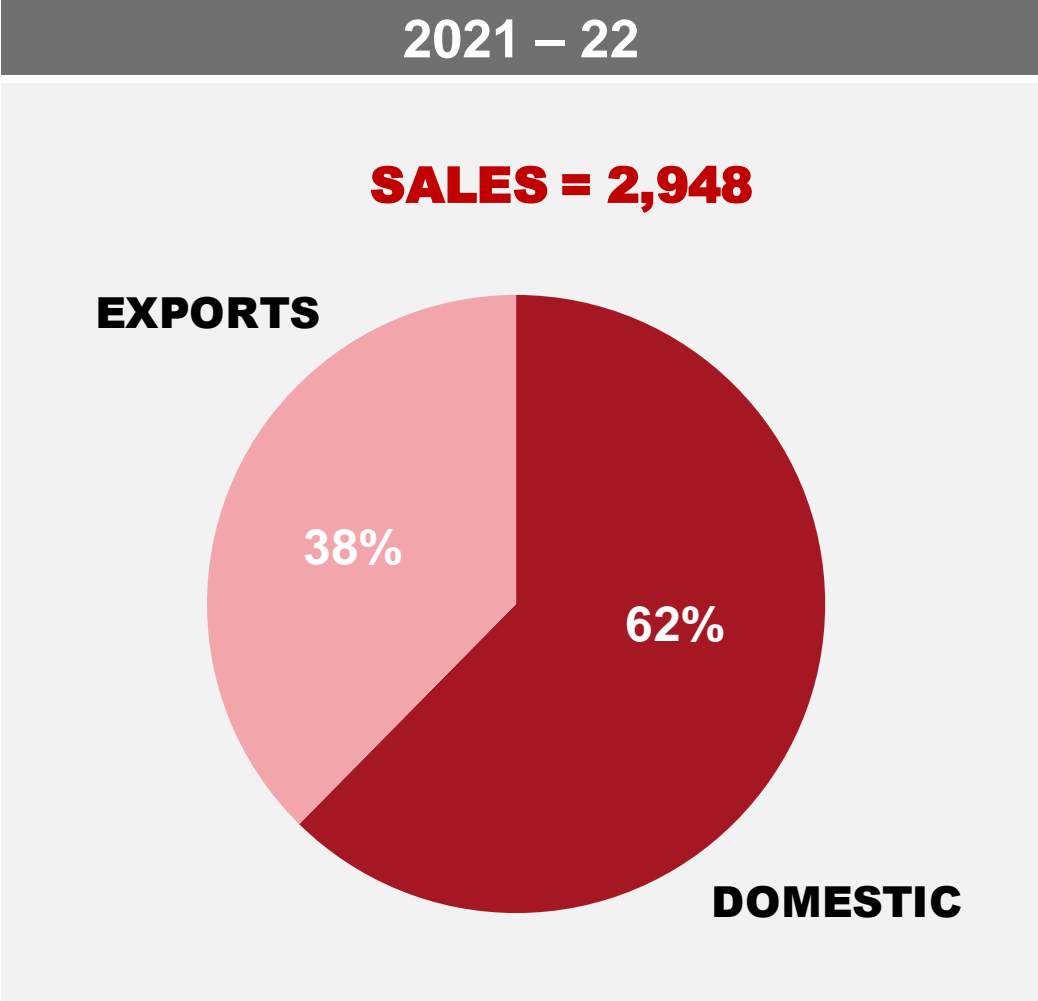
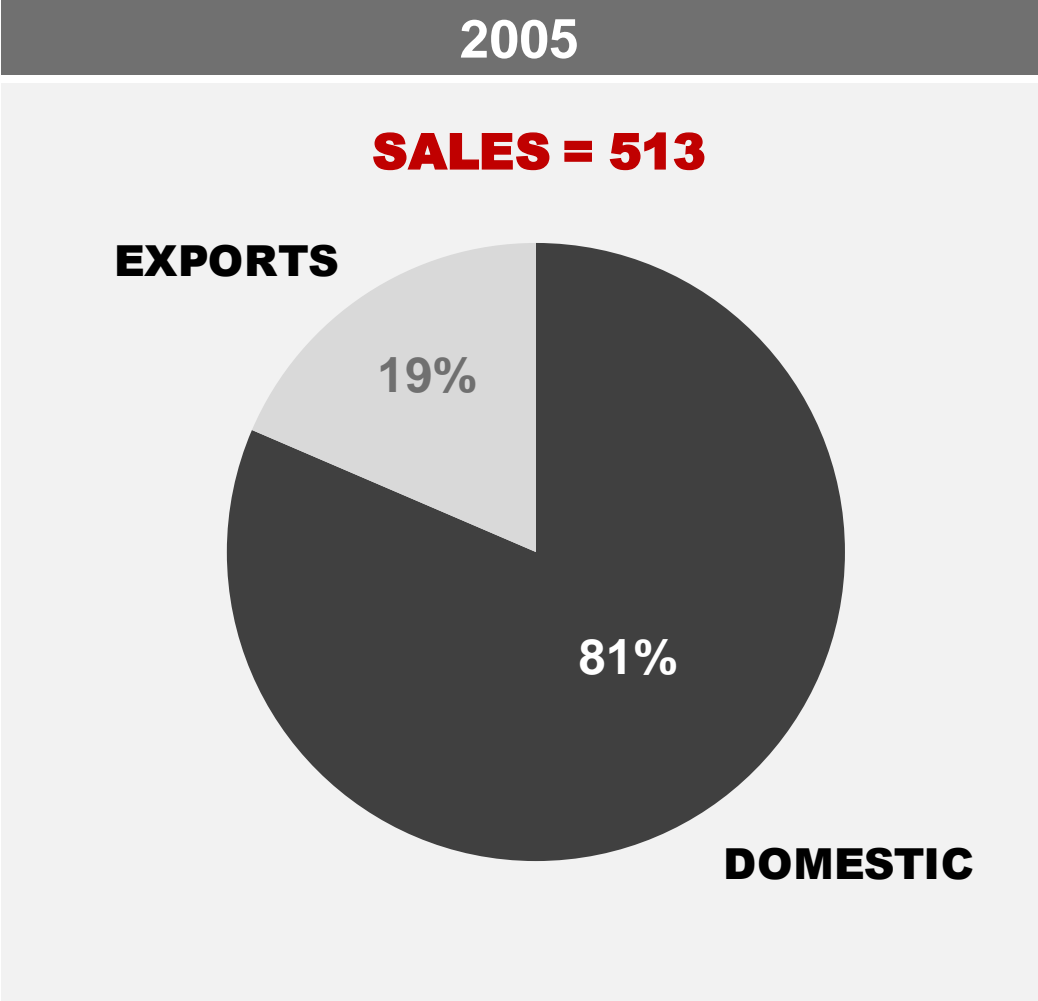
\*2014-15 numbers are for 15 months (i.e. Jan 14 to Mar 15)



**Sustained Profitable Growth Even During Difficult Times**


# THE BUSINESS MIX | HAIL

(INR Crores)



**A Balanced Portfolio**





# Q1 2022-23 FINANCIALS

APRIL 2022 – JUNE 2022

# Q1 2022-23 FINANCIALS | HAIL

(INR Crores)

	Apr – Jun 2022 (Subjected to Limited Review)	Apr – Jun 2021 (Subjected to Limited Review)	Apr – Jun 2022 Vs. Apr – Jun 2021	FY 2021-22 (Audited)
Total Income from Operations	786	683	15.1%	2,948
Profit from Operations	108	102	5.9%	375
Operating Profit % to revenue	13.7%	14.9%		12.7%
Profit before tax	137	124	10.5%	458
Net Profit after tax	102	92	11%	339
Net Profit after tax % to revenue	12.9%	13.5%	-0.6%	11.5%

**A Reasonable Recovery Despite Inflation and Supply Chain Challenges**



**THANK  
YOU**

**Honeywell**